

Public School Performance in Louisiana

K-12 public schools in Louisiana receive a school performance score (SPS) based primarily on how well each student performs on the state’s standardized tests (LEAP, iLEAP, and GEE), as well as on dropout rates and attendance. The scores range from 0.0 to either 236.4 or 266.7 depending on a school’s grade configuration.

State Standardized Test Performance Levels

Advanced.....	200
Mastery	150
Basic	100
Approaching Basic	50
Unsatisfactory.....	0

Louisiana Standardized Tests

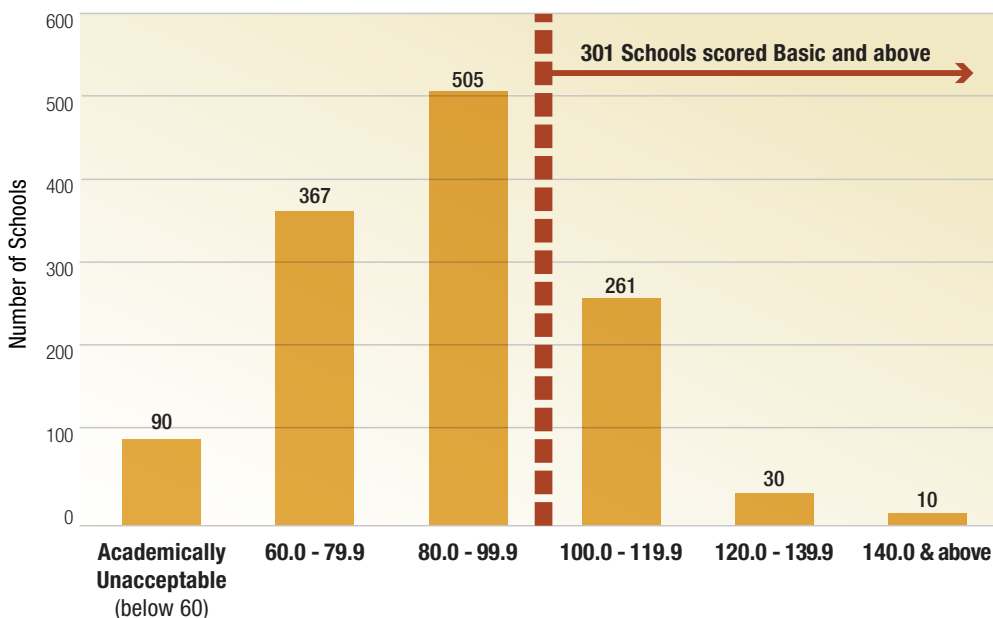
- LEAP** Louisiana Educational Assessment Program – administered in grades 4 and 8
- iLEAP** General skills test used to rank students against the skill levels of students across the country – administered in grades 3, 5, 6, 7, and 9
- GEE** Graduate Exit Exam – administered in grades 10 and 11

For instance, a school with a school performance score of 100 has students performing at the Basic level, on average (with some adjustment for attendance and drop-out rates).

Louisiana’s goal is that all students, not just school averages, are at the basic level or above by 2014.

2008 School Performance Labels

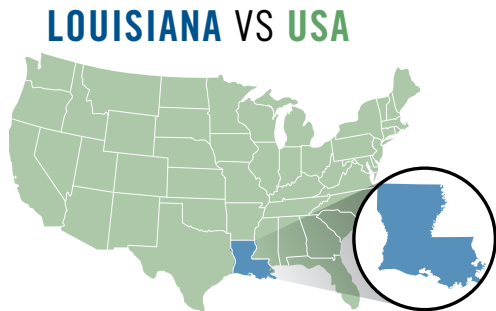
Out of 1,263 public schools in Louisiana that received an SPS, 301 scored at the Basic level or above.



How Louisiana Compares

A Low National Ranking...

Louisiana continues to rank between 43rd and 50th in 4th and 8th grade English and Math on national tests of student achievement.



Source: US Department of Education, National Assessment of Educational Progress, 2007.

2007 National Assessment of Educational Progress (NAEP)

4TH GRADE READING

Rank	District	Score
1	Massachusetts	236
2	New Jersey	231
3	New Hampshire	229
48	California	209
49	Mississippi	208
50	Louisiana	207
51	District of Columbia	197

4TH GRADE MATH

Rank	District	Score
1	Massachusetts	252
2	New Jersey	249
3	New Hampshire	249
45	Nevada	232
46	Louisiana	230
47	California	230
48	Alabama	229

8TH GRADE READING

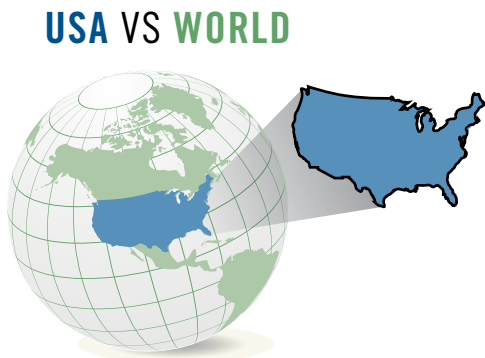
Rank	District	Score
1	Massachusetts	273
2	Vermont	273
3	Montana	271
43	Arizona	255
44	Louisiana	253
45	Nevada	252
45	Alabama	252

8TH GRADE MATH

Rank	District	Score
1	Massachusetts	298
2	Minnesota	292
3	North Dakota	292
42	Arkansas	274
43	Louisiana	272
44	Nevada	271
45	California	270

In an Under-performing Country

At the same time, the US as a whole does not rank near the top of industrialized nations in student achievement, indicating that Louisiana is far from internationally competitive.



Source: OECD, Program for International Student Assessment, 2000 & 2006.

Program for International Student Assessment (PISA)

15 YEAR-OLDS: READING (2000)

Rank	District	Score
1	Finland	546
2	Canada	534
3	New Zealand	529
14	France	505
15	United States	504
16	Denmark	497

15 YEAR-OLDS: MATH (2006)

Rank	District	Score
1	Taiwan	549
2	Finland	548
3	Hong Kong (China)	547
34	Azerbaijan	476
35	United States	474
36	Croatia	467

15 YEAR-OLDS: SCIENCE (2006)

Rank	District	Score
1	Finland	563
2	Hong Kong (China)	542
3	Canada	534
28	Latvia	490
29	United States	489
30	Slovak Republic	488

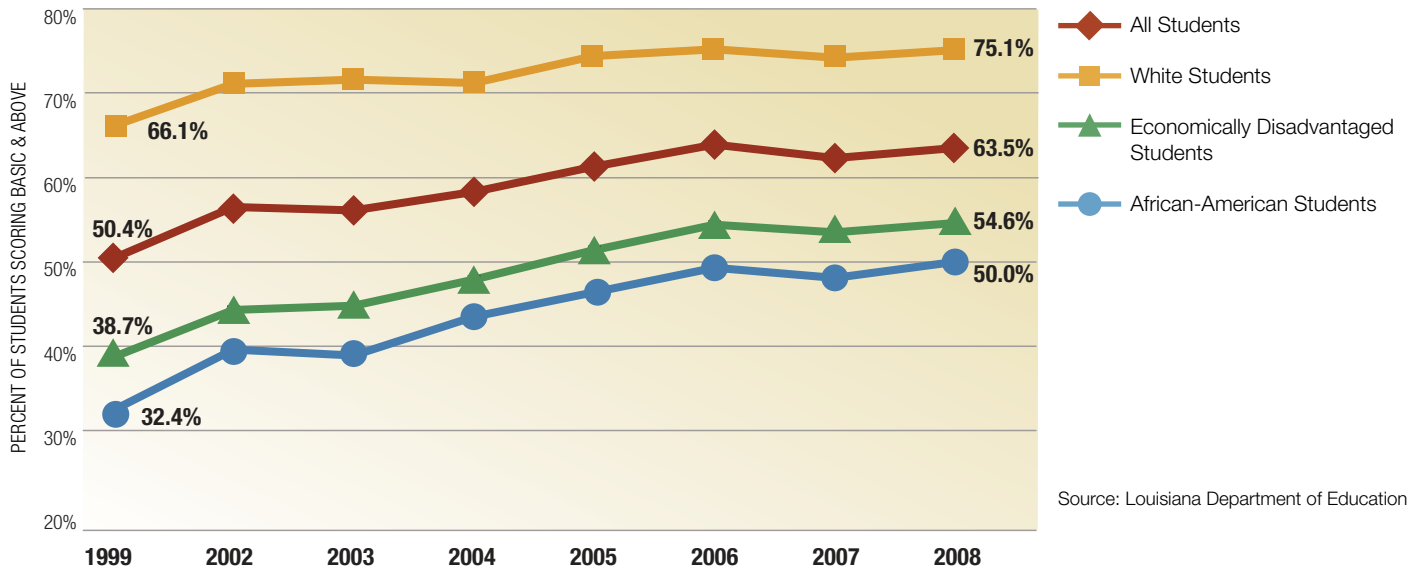


Achievement Gaps in Louisiana

Though the performance gap between White and African-American students has declined over the past decade, a significant achievement gap still exists in Louisiana.

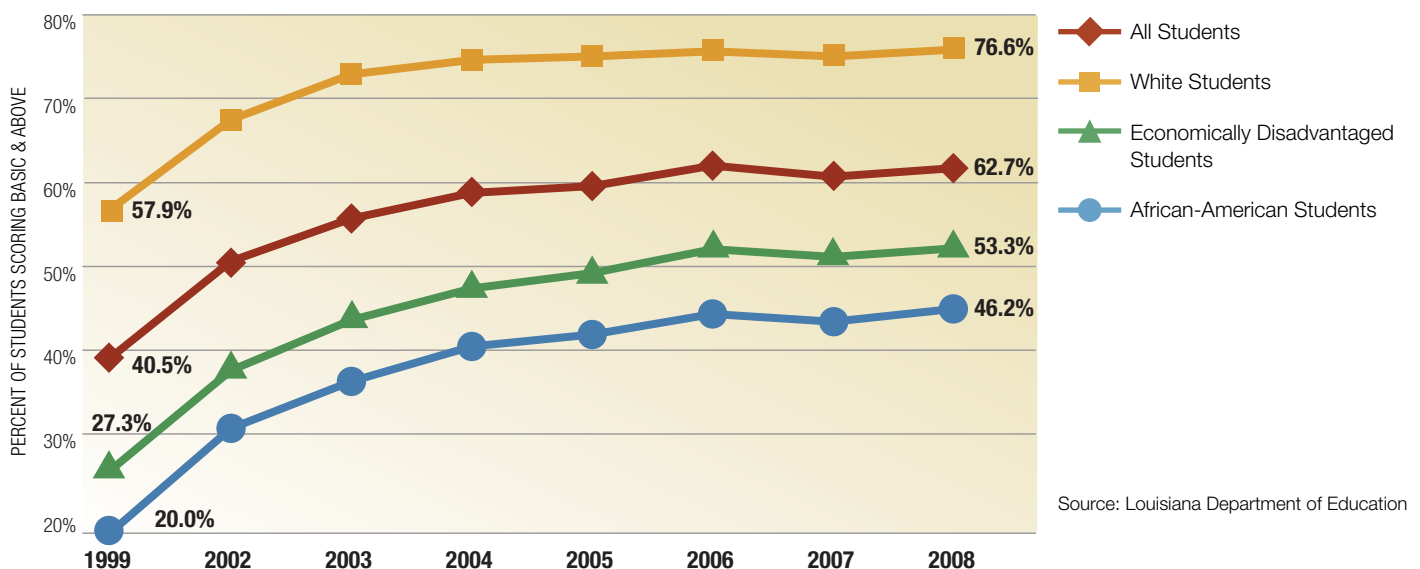
Percent of Students Scoring Basic or Above in English/Language Arts

The percentage of all students performing at the Basic or above level in English/Language Arts has increased from 50.4% to 63.5% between 1999 and 2008. In the same period, the difference between the percentage of White students and African-American students achieving at the Basic and above level declined from 33.7% to 25.1%.



Percent of Students Scoring Basic or Above in Math

The percentage of all students performing at the Basic or above level in Math has increased from 40.5% to 62.7% between 1999 and 2008. In the same period, the difference between the percentage of White students and African-American students achieving at the Basic and above level declined from 37.9% to 30.4%.

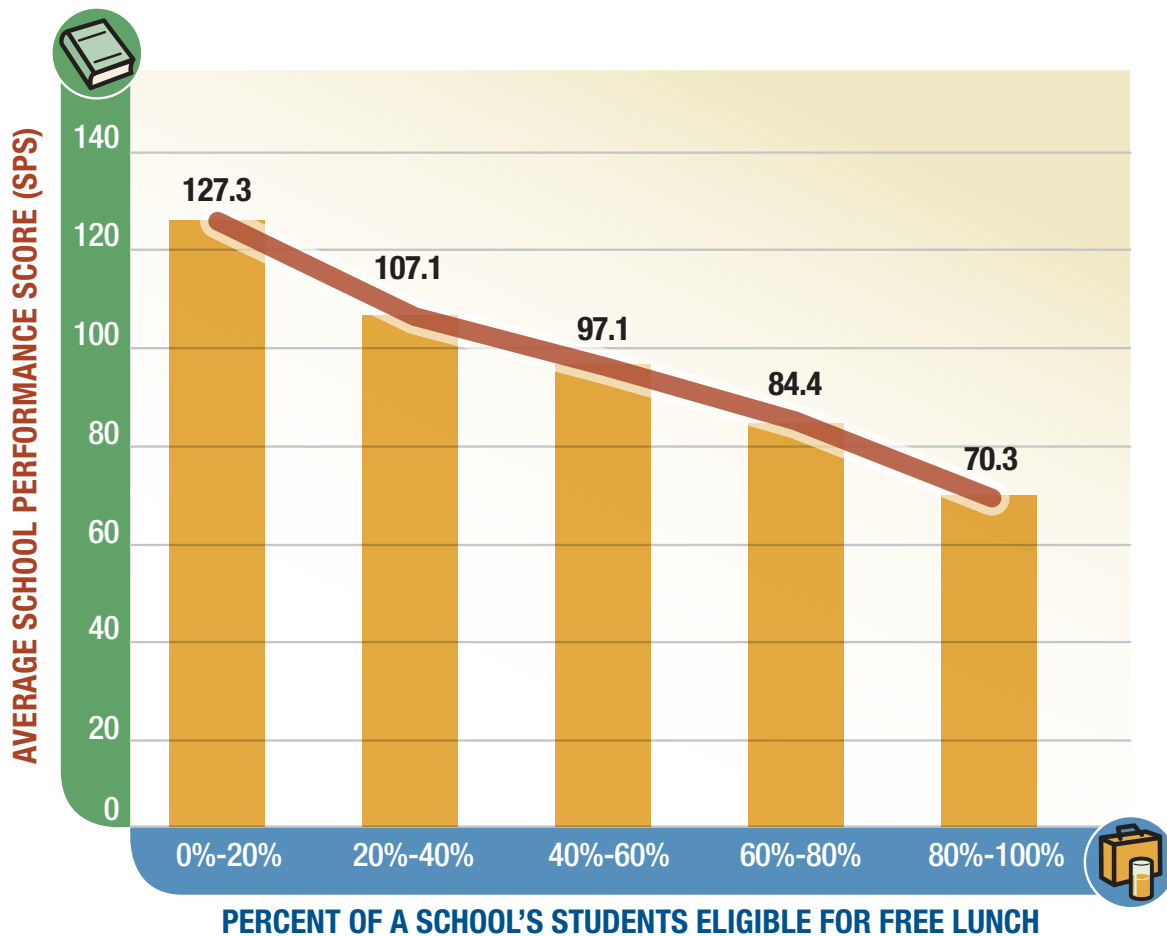


Poverty and Student Achievement in Louisiana

Student poverty remains an important factor in student achievement. While it is not insurmountable, students from low income households may require additional effort and resources to achieve at the level of peers who are not low income.

2005 Poverty Levels and School Performance in Louisiana

The relationship between free lunch eligibility and school performance scores in Louisiana K-8 schools



Note: 2005 Data was used because post-Katrina a number of schools still do not have full school performance scores.

Source: Louisiana Department of Education

