



The State of Public Education in New Orleans



Methodology

- Available quantitative data
- Interviews with school leaders and education stakeholders
- Comprehensive poll of voters and public school parents in New Orleans
- Media reports




Pre-Katrina System




**BESE &
Louisiana Department of Education**

Orleans Parish School Board


Recovery School District

1 RSD
charter

2 BESE
charters



~120 OPSB-
run schools

2 OPSB
charters


125 schools & 65,000 students




Post-Katrina System

**BESE &
Louisiana Department of Education**


Recovery School District



**33 RSD-run
schools**



**37 RSD
charters**



**2 BESE
charters**



Orleans Parish School Board



**4 OPSB-run
schools**



**12 OPSB
charters**

88 schools & 38,000 students

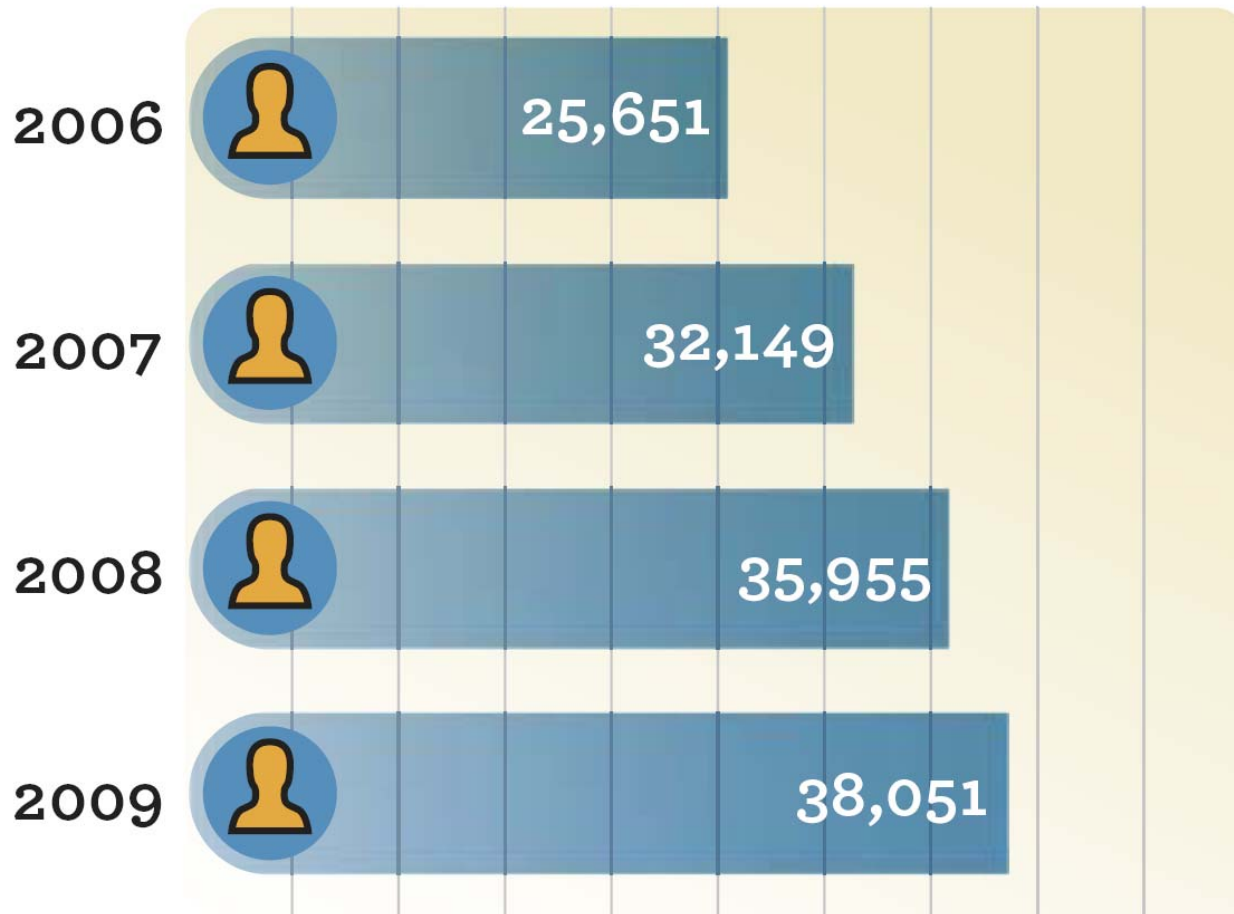


Charter Networks

- Algiers Charter School Association
- East Bank Collaborative
- KIPP New Orleans
- Capital One/UNO Charter School Network
- FirstLine Schools
- Advocates for Science and Math

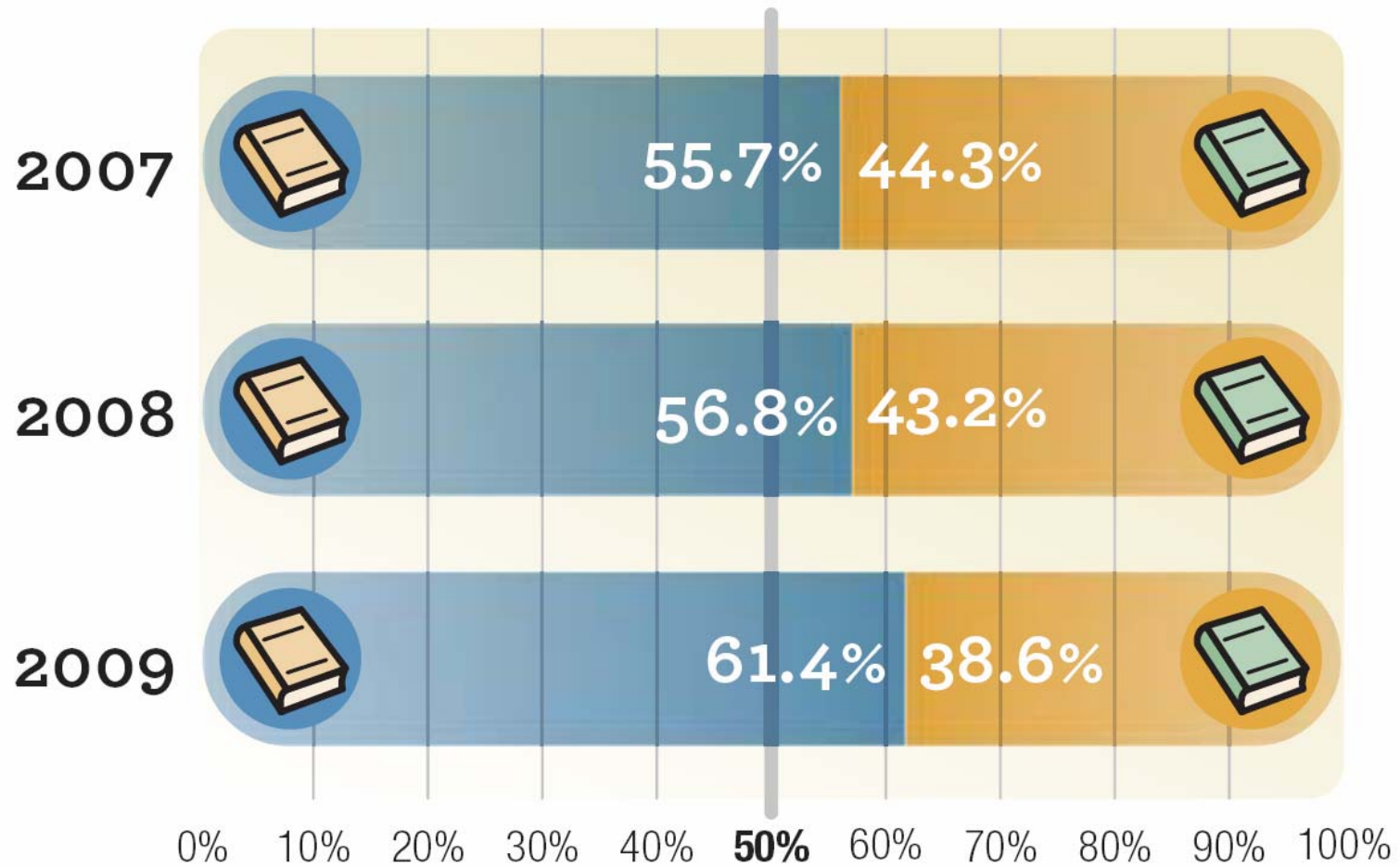


Public School Enrollment



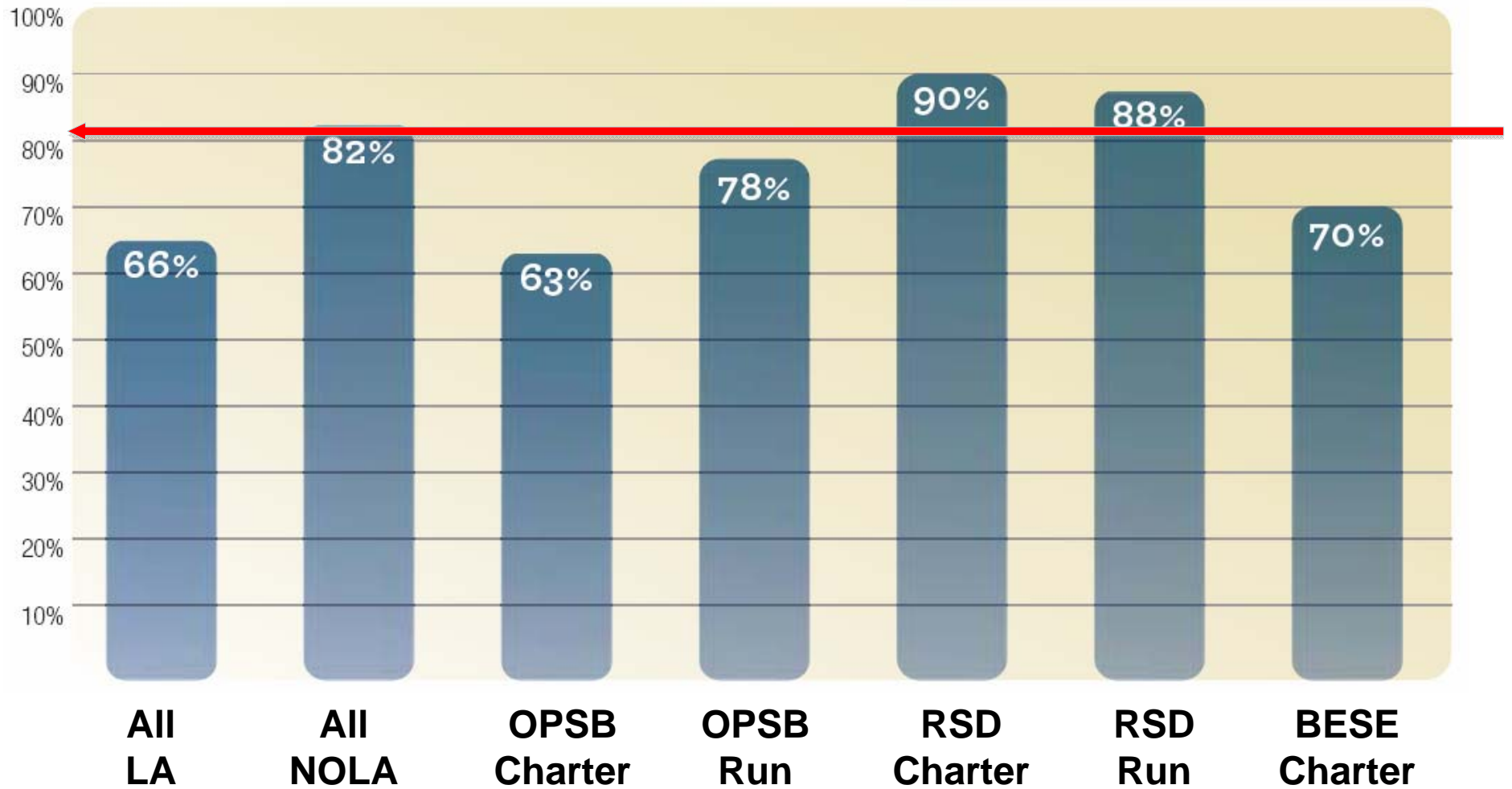


Charter School Enrollment



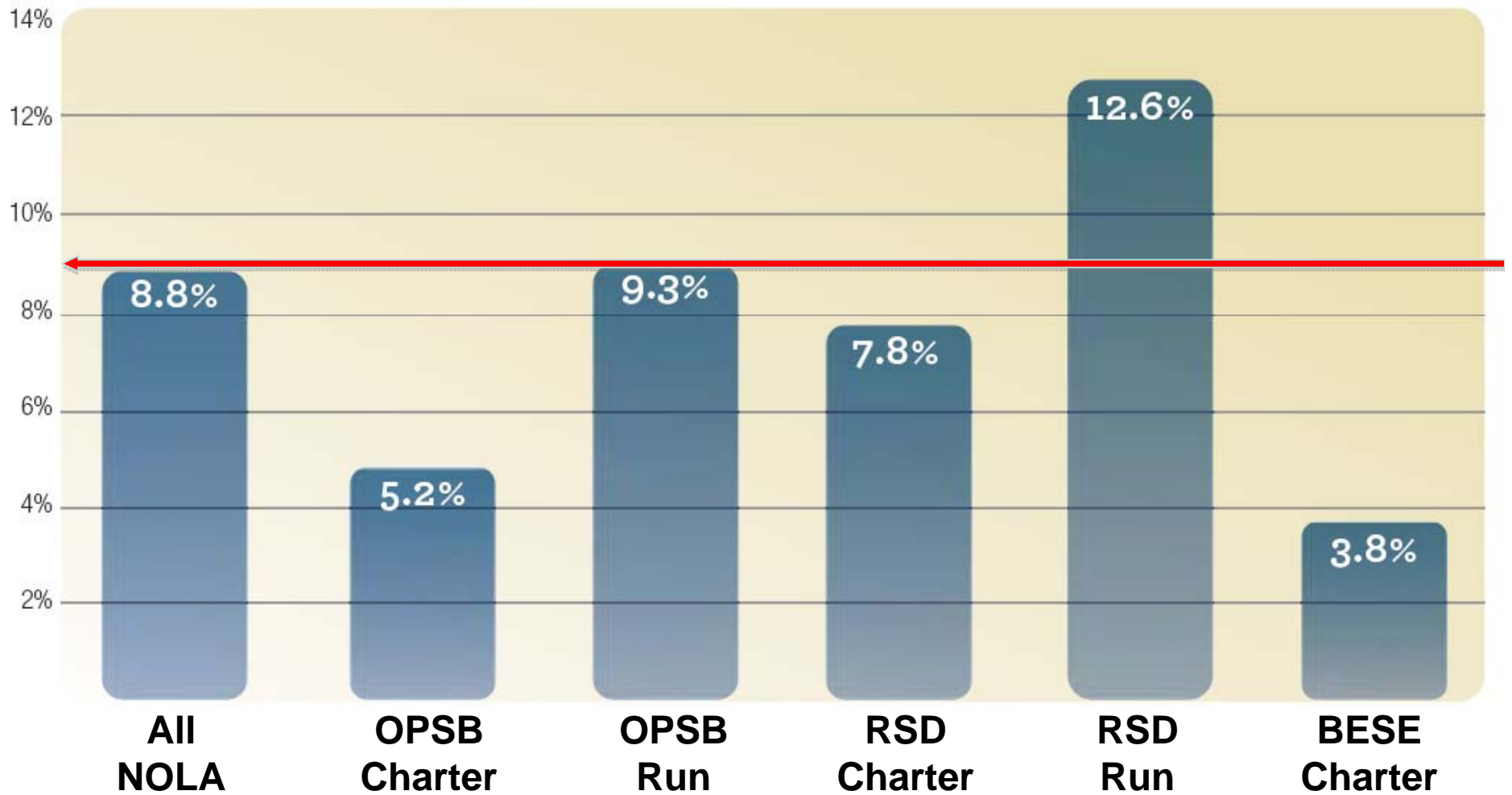


Free & Reduced Lunch





Special Education





Public Opinion Poll

Majority support for:

- State takeover
- The expansion of charter schools
- School choice
- New teachers

Only 32% of all voters responded that schools are better since Hurricane Katrina.



Voters and parents support the post-Katrina reforms and are optimistic about the future.

But they know we have a long way to go.



School Facilities



School Facilities

The quality of school facilities was cited as a major challenge by the vast majority of the public school leaders in New Orleans.

- Long-term solution: \$1.8 billion School Facilities Master Plan
- Biggest short-term concern: Where will my school be located next year?

“This facility is our school’s biggest challenge. There is no continuity between who owns it, who holds the lease, etc. This leads to questions about how long to stay, where to get more space, and how much to invest in a facility that doesn’t belong to us.”

– Charter School Leader



Facilities Master Plan

- Adopted in 2008
- Includes plans to build or renovate over 80 schools by 2016
- \$700 million Phase I is funded; Over \$1 billion dollars remains to be secured from FEMA
- Who is accountable?



School Choice



School Choice


- Students can now apply to schools from anywhere in the city.
- Among OPSB-run schools, OPSB charters, and BESE charters, about half of schools have additional admission requirements.
- RSD-run and RSD charters must have open admissions.




Selective Admissions Schools

**BESE &
Louisiana Department of Education**


Recovery School District



**33 RSD-run
schools**



**37 RSD
charters**



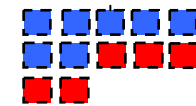
**2 BESE
charters**



Orleans Parish School Board



**4 OPSB-run
schools**



**12 OPSB
charters**



Public Opinion about School Choice

- Parents and voters strongly support school choice and access to neighborhood schools
- 80%+ parents agreed that it was easy to register their child for school and that they were able to enroll their child in 1st or 2nd choice school
- Nearly 1/3 of polled parents tried to enroll their child in their neighborhood school but were unable to



School Funding

***“I’m worried about financial sustainability.
One-time funds are ending. Will pricey charter
models be able to sustain themselves?”***

– Charter School Advocate



School Finances

Current Expenditures Per Pupil

Year	NOLA	Louisiana
2002-03	\$6,600	\$6,900
2003-04	\$7,300	\$7,200
2004-05	\$7,900	\$7,600
2006-07	\$14,100	\$8,900
2007-08	\$15,600	\$10,000



School Finances

- One-time federal funds are dwindling
- State and local portion of school funding has not increased due to the state budget crisis
- Structural issues like transportation make it difficult to find savings

RUMOR

Charter schools spend **MORE** money than district-operated schools.

FACT

Charter schools have spent **LESS** money than district-operated schools to date.



School Finances

2007-2008 Average Per Pupil Expenditures

Year	Teacher Salaries	All Salaries	Benefits
RSD-run Schools	\$4,960	\$6,750	\$1,850
RSD Charter Schools	\$3,320	\$5,250	\$1,320
LA Average	\$3,540	\$5,870	\$2,060



Transportation

- Cited as a major challenge by RSD charter leaders and administrators in the two school districts
- Citywide school choice is a major driver of transportation costs
- Better coordination between schools and more competition among transportation vendors could help achieve some savings



Transportation

Percentage of district budget spent on transportation

Pre-Katrina 4%

Today 7%



Transportation

Percentage of charter school budgets spent on transportation in SY 2007-08 (average)

OPSB charters 3%

RSD charters 5%



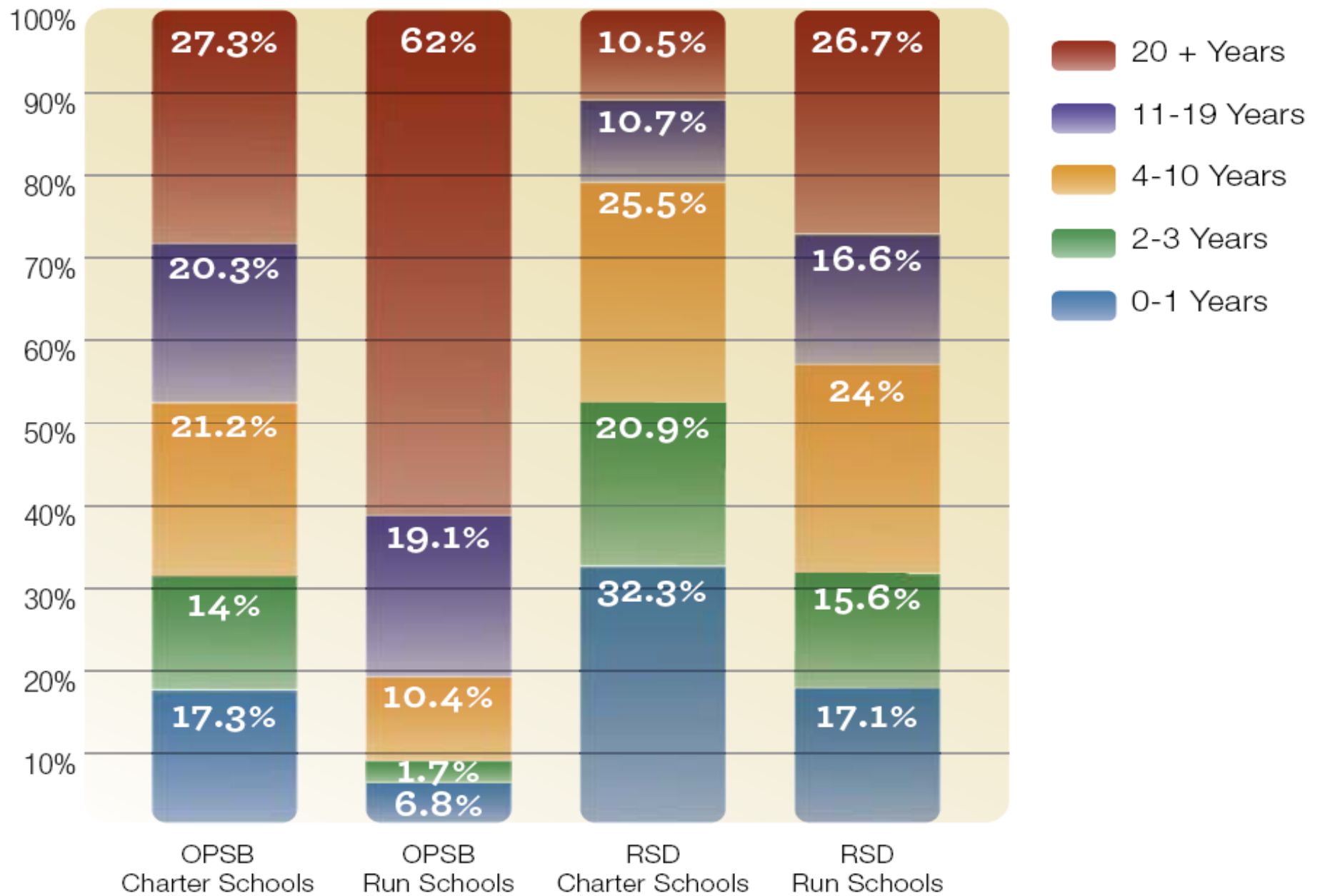
Human Capital



Human Capital

- New teachers from national recruiting programs like Teach for America and The New Teacher Project
- Recent dramatic increase in more experienced teachers in RSD

2009-2010 New Orleans Teachers by Years of Experience





Human Capital

Principal turnover from 08-09 to 09-10

RSD-run	33%
RSD Charter	15%
OPSB Charter	15%
OPSB-run	0%



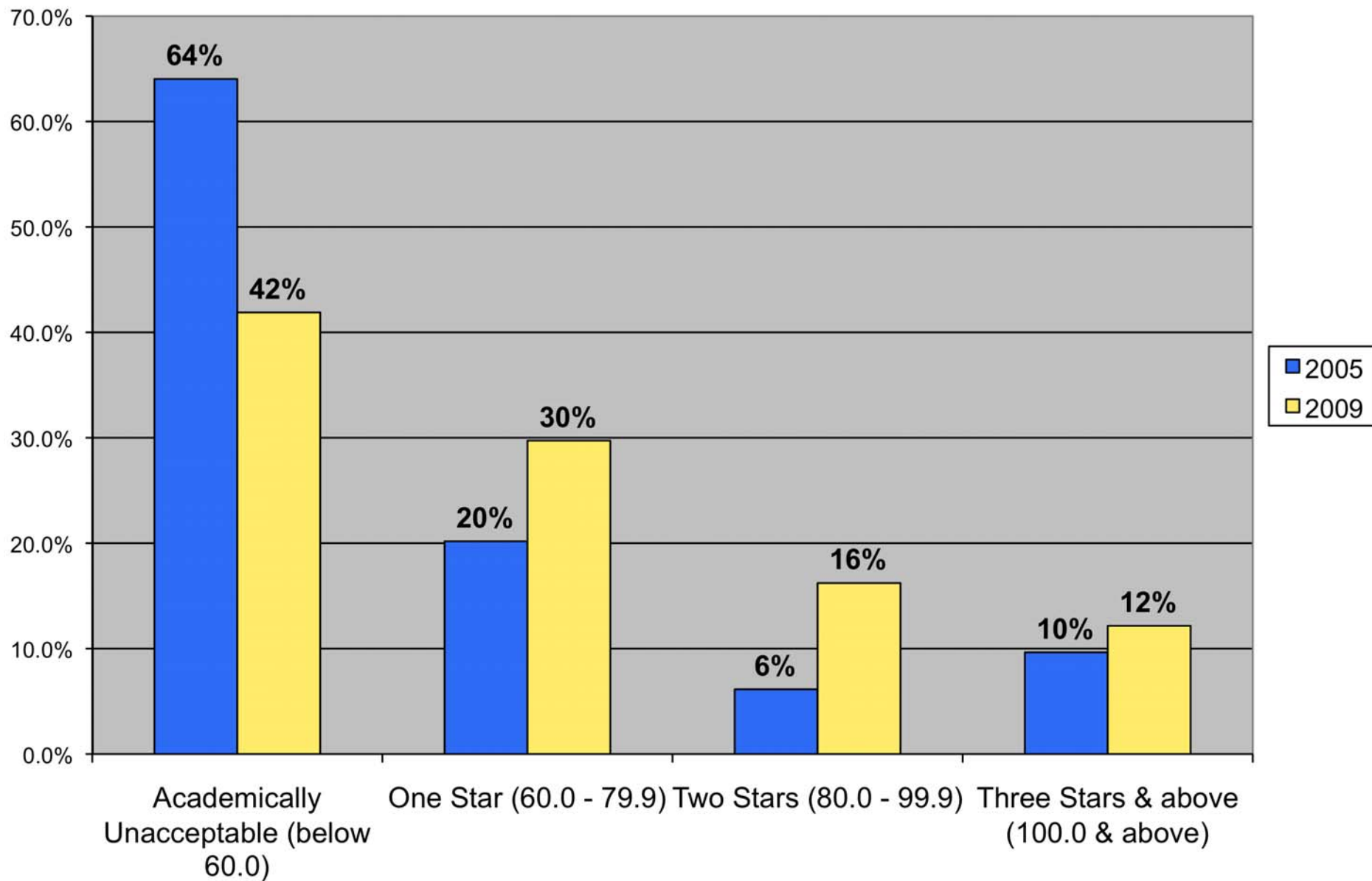
Student Achievement



A lower proportion of schools were considered “Academically Unacceptable” in 2009 versus in 2005.

At the same time, more schools have moved up in the state’s performance levels.

New Orleans Schools by Performance Label



“Our biggest success is improved structure and order of the school culture. Students are more aware of how to behave while at school, and the rules are better enforced.”

- RSD Traditional School Leader



Governance

The authority, roles, and responsibilities of people and organizations in the public education system



The current division of governance has led to a lack of clarity about the roles and responsibilities of different educational entities in a number of areas.

In addition, the OPSB and RSD lack a working relationship.



Public Opinion about Governance

- Voters and parents were staunchly against mayoral involvement
- Voters were also generally against returning control to the OPSB
- Voters and parents favored a new city-wide elected board



The system of public schools in New Orleans continues to improve even as it faces a number of major challenges.



Successes

1. Improved school culture and increased expectations
2. Stronger focus on improving instruction and student learning
3. Progress on facilities planning and construction
4. Improving relationships between districts and their charter schools (from a low baseline)
5. Sustained leadership at the state, local, and school levels



Successes

1. Improved school culture and increased expectations
2. Stronger focus on improving instruction and student learning
3. Progress on facilities planning and construction
4. Improving relationships between districts and their charter schools (from a low baseline)
5. Sustained leadership at the state, local, and school levels



Successes

1. Improved school culture and increased expectations
2. Stronger focus on improving instruction and student learning
3. Progress on facilities planning and construction
4. Improving relationships between districts and their charter schools (from a low baseline)
5. Sustained leadership at the state, local, and school levels



Successes

1. Improved school culture and increased expectations
2. Stronger focus on improving instruction and student learning
3. Progress on facilities planning and construction
4. Improving relationships between districts and their charter schools (from a low baseline)
5. Sustained leadership at the state, local, and school levels



Successes

1. Improved school culture and increased expectations
2. Stronger focus on improving instruction and student learning
3. Progress on facilities planning and construction
4. Improving relationships between districts and their charter schools (from a low baseline)
5. Sustained leadership at the state, local, and school levels



Challenges

#1: The quality, maintenance, and control of school facilities

Recommendations:

- Develop a fair and transparent process for how schools are chosen to move from one building to another
- Develop policies for prioritizing projects within the Master Plan
- Ensure that the Oversight Committee can do its work
- Locate a source of funding for ongoing maintenance



Challenges

#2: Financial sustainability of public schools

Recommendations:

- Develop more coordination between schools to build economies of scale
- Amend the choice system to allow for neighborhood preferences
- Work within current constraints while advocating for better funding



Challenges

#3: Governance of the system of schools

Recommendations:

- Develop an official process to transition to local control
- Lay out what the local governing structure will look like, a process for return, and a timeline
- Transparency and clearly articulated processes for governance transition are critical to building public trust



Challenges

#4: Data access and transparency

Recommendations:

- Improve access to state data and information for researchers and education organizations in order to evaluate what is working
- Mandate that school charters, meeting schedules and agendas (for the OPSB, BESE, and charter schools), meeting minutes, and other public information be easily accessible online



Challenges

#5: The relationship between the RSD and OPSB

Recommendations:

- In the short-term, the two districts will need to recommit to working together.
- In the long-term, a new governing structure for schools in New Orleans will need to clearly define and separate the powers of each organization involved in overseeing schools.



<http://education.tulane.edu>