



New Orleans by the Numbers: First-Time College Freshmen, Class of 2010

January 2012

Scott S. Cowen Institute for
Public Education Initiatives
Tulane University
200 Broadway Street, Suite 108
New Orleans, Louisiana 70118
504-274-3690
<http://education.tulane.edu>

The Scott S. Cowen Institute for Public Education Initiatives at Tulane University launched the NOLA by the Numbers series in October 2010. This series aims to provide journalists, policymakers, community leaders, and the public with a timely and comprehensive review of state-released school-level data on public schools in New Orleans. This briefing focuses on first-time college freshman in the fall of 2010, the most recent year of data available. It, and others released by the Cowen Institute in the past, can be found at <http://education.tulane.edu>.

The Louisiana Department of Education (LDE) annually releases the number of public high school graduates who enrolled as full-time college freshmen the following fall semester at a Louisiana two- or four-year, private or public college. The LDE also reports the number of first-time college freshmen who were enrolled in one or more developmental course. Developmental or remedial courses do not count as credit toward the student's graduation requirements. In addition, the state releases the number of students who were in good academic standing at the end of their first college term. The 2009-10 First-Time College Freshmen report provides this data for the high school graduating class of 2010 who enrolled in college in the fall of 2010. *High school graduates who attended out-of-state colleges or who attended on a part-time basis are not included in the data.*

Fast Facts

- **2,171** students graduated from **18** public high schools in New Orleans.
- **46** percent of New Orleans public school class of 2010 graduates enrolled as full-time students at an in-state college or university in the fall of 2010, compared to the statewide average of **48** percent.
- Graduates of OPSB schools were more likely than RSD graduates to attend an in-state college. **59** percent of OPSB graduates and **33** percent of RSD graduates enrolled in colleges or universities in Louisiana.
- The average ACT composite score of in-state college-goers from public schools in New Orleans was **18.6**, compared with **17.5** for all New Orleans public school test-takers from the class of 2010.
- **Half** of all New Orleans public school first-time college freshmen took at least one remedial course, courses which do not carry degree credit.
- More than **three-quarters** of all New Orleans public school first-time college freshmen were in good academic standing at the end of their first term.
- **Two-thirds** of all New Orleans public school first-time college freshmen in Louisiana enrolled in a four-year college or university.
- **One-third** of all New Orleans public school first-time college freshmen in Louisiana enrolled in a community college, the vast majority of whom attended Delgado Community College.



College-Going Rates

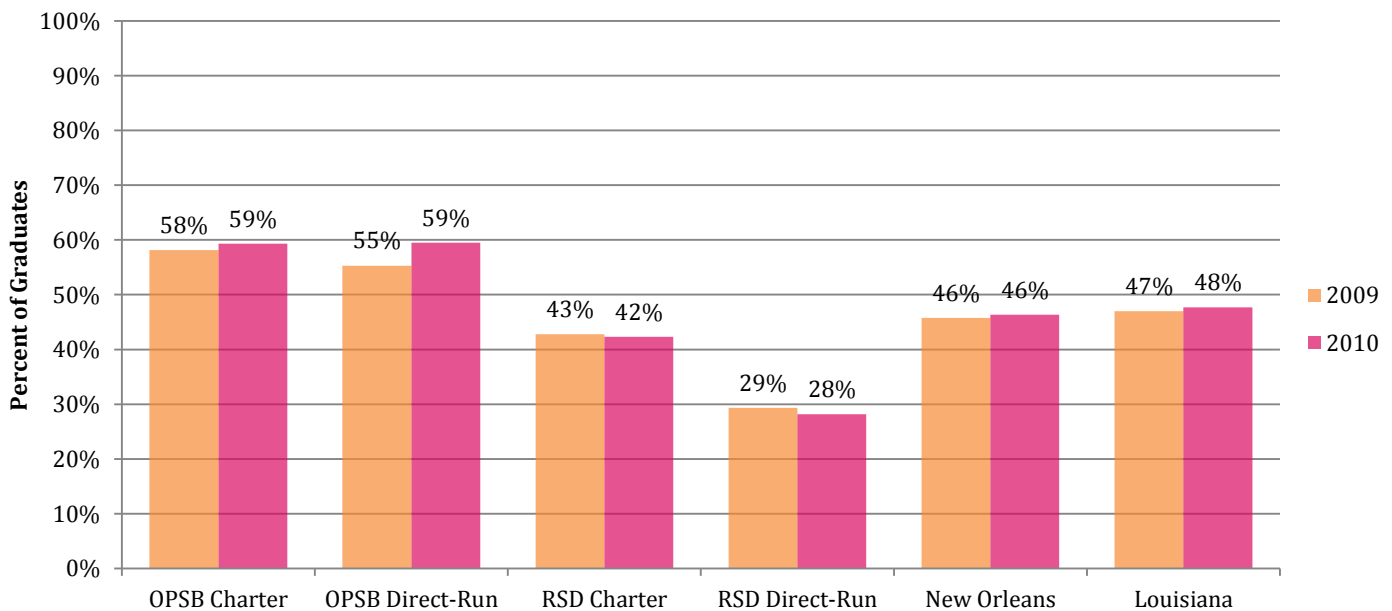
In-state college-going rates for public high school graduates in New Orleans generally held steady in 2010. Overall, 46 percent of New Orleans public high school graduates in the class of 2010 enrolled as full-time students at an in-state public or private, two- or four-year college or university in the fall of 2010. This is less than 1 percentage point higher than the 2009 rate and slightly lower than the 2010 Louisiana average of 48 percent for public high school students.

The National Center for Higher Education Management Systems reports Louisiana's college-going rate for *both public and private* high school graduates in the class of 2008 (the most recent data available) at 65 percent, compared to a U.S. average of 63 percent. This includes graduates who enrolled in colleges out-of-state and/or part-time, while the Louisiana Department of Education reports only

those graduates who enroll full-time at in-state colleges.

College enrollment for public schools in New Orleans varied by school type in both 2009 and 2010. A lower percentage of students from RSD charter schools (42 percent) and RSD direct-run schools (28 percent) enrolled at in-state colleges than did students from OPSB charter schools (59 percent) and OPSB direct-run schools (59 percent). Additionally, while OPSB charter and direct-run schools saw an increase in the percentage of graduates attending an in-state college from 2009 to 2010, RSD charter and direct-run schools saw a slight decrease. Figure 1 illustrates the in-state college-going rates by school type for 2009 and 2010.

Figure 1: In-State College-Going Rates, 2009 and 2010



Source: Louisiana Department of Education, 2010 and 2011

Of New Orleans 2010 public high school graduates who enrolled in an in-state college in the fall of 2010, the majority (67 percent) attended a four-year college or university; this is slightly lower than the state average of 76 percent. 33 percent of New Orleans 2010 public high school graduates enrolled in an in-state college attended a two-year community college. In general, attendance at two-year or four-year colleges varied by school type in New Orleans, as seen in Figure 2.

Delgado Community College attracted the highest proportion of graduates of public high schools in New Orleans in 2010 (31 percent of all in-state first-time college freshmen). Of first-time freshmen from RSD direct-run schools in 2010, over half (53 percent) were enrolled at Delgado. Other popular in-state colleges included Southern University at New Orleans (11 percent), Dillard University (10 percent), and the University of New Orleans (8 percent). Three-year and six-year graduation rates for full-time students at

these popular colleges range from 2 percent at Delgado to 28 percent at Dillard, according to the U.S. Department of Education. Figure 3 illustrates the in-

state colleges attended by public school graduates in New Orleans in 2010.

Figure 2: First-Time College Freshmen at Two- or Four-Year Colleges, 2010

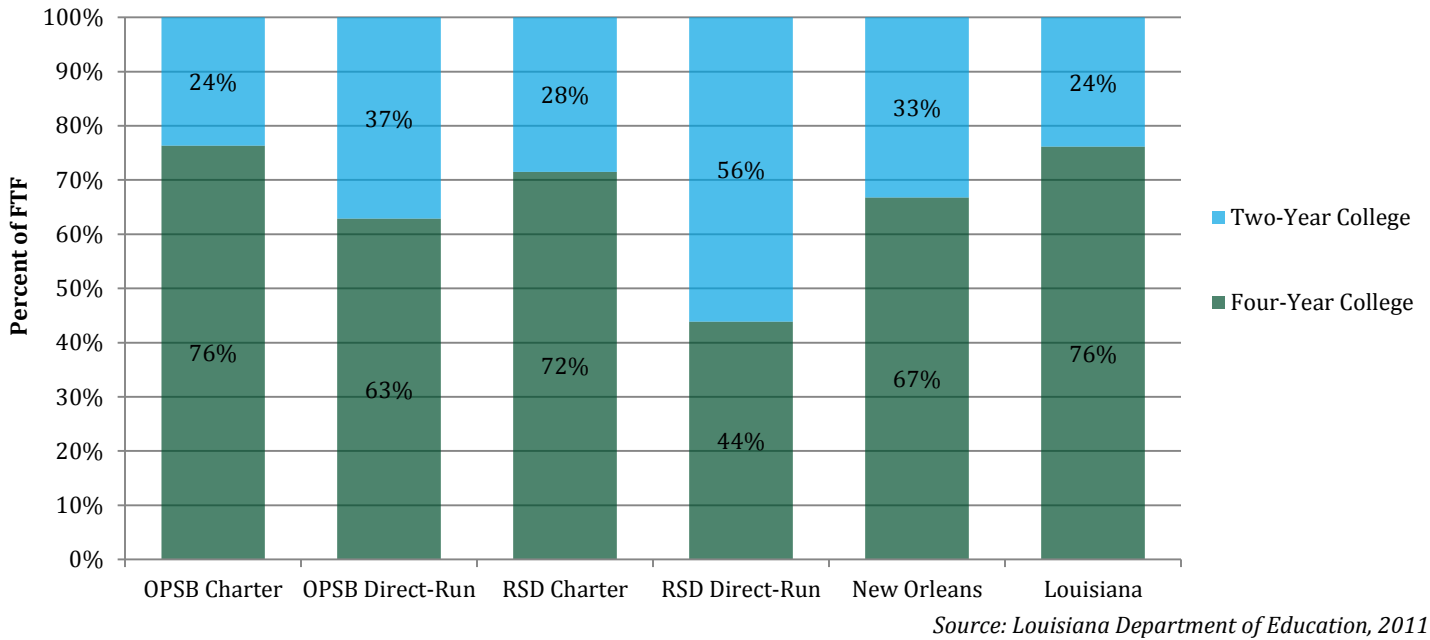
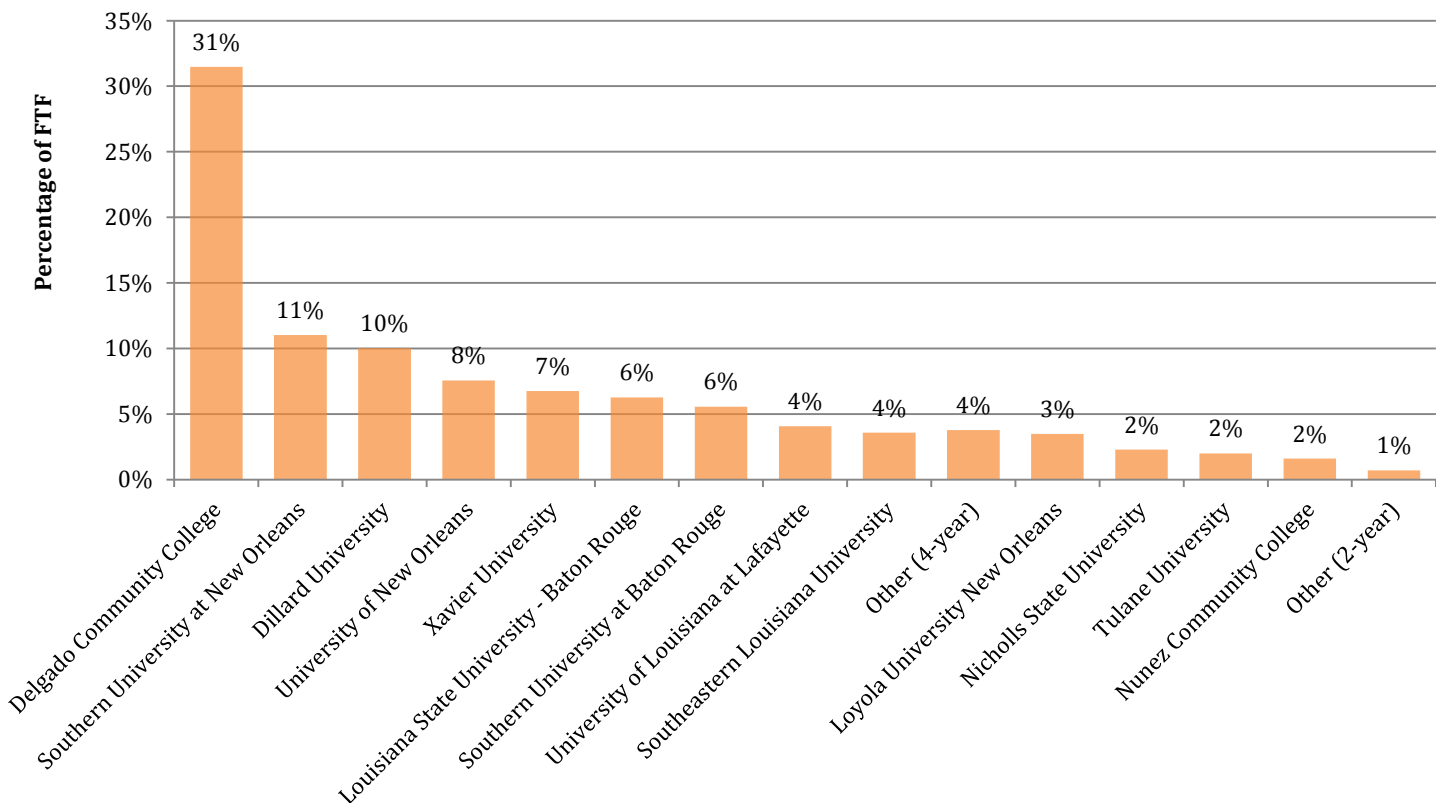


Figure 3: Colleges Attended by New Orleans' First-Time Freshmen, 2010



Remediation Rates

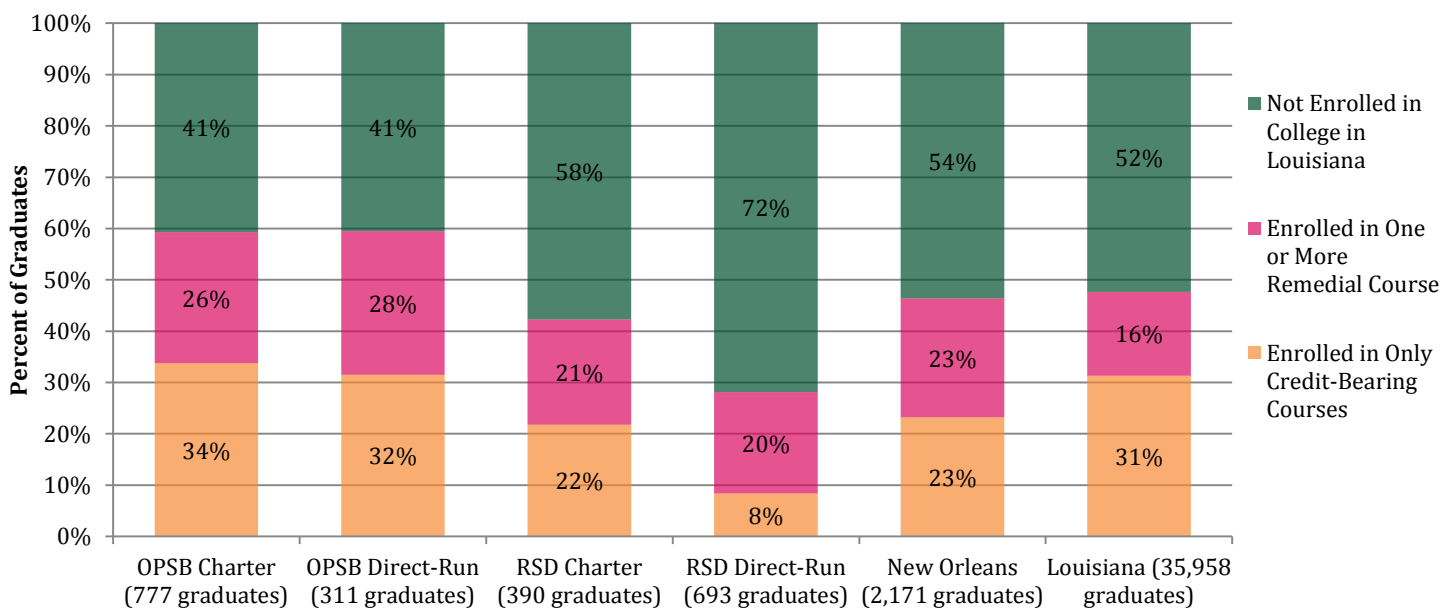
Louisiana's colleges and universities use college admissions test scores, including the ACT, to determine whether an applicant will be admitted and is ready to enroll in college credit courses. When ACT scores (composite scores or scores in the subject area tests) are low or students do not pass college-administered placement exams, some campuses require remedial courses in core subjects. Typically, these courses do not carry degree credit and are intended to prepare students to succeed academically in future college courses.

Nationally, more than one-third of first-time college freshman enroll in a remedial course according to a recent report by Strong American Schools. On average, in 2010, 50 percent of in-state first-time

college freshmen from New Orleans public high schools took at least one remedial course. This is an improvement of five percentage points over the previous year's remedial course enrollment rate, or remediation rate, of 55 percent, though three points higher than in 2008. The 2010 remediation rate for New Orleans public school first-time college freshmen is higher than the average state remediation rate of 34 percent for public school students. A high remediation rate may indicate that high schools are not adequately preparing their graduates for post-secondary education.

Figure 4 shows the variation by school type in the post-secondary outcomes for public school graduates in 2010.

Figure 4: Remediation Rates, 2010



Source: Louisiana Department of Education, 2011

The remediation rates of New Orleans public high school first-time freshmen in 2010 also varied by the college or university. Unsurprisingly, the vast majority (89 percent) of New Orleans first-time freshmen at Delgado Community College took one or more remedial course. However, a fairly large percentage (31 percent) of New Orleans first-time freshmen at area four-year colleges were enrolled in remedial courses as well: Southern University at New Orleans, 41 percent; Dillard University, 29

percent; the University of New Orleans, 26 percent; and Xavier University, 38 percent. In the future, many of these students will be required to complete remedial coursework elsewhere before enrolling in a four-year college in Louisiana. Beginning in the fall of 2012, public four-year universities in Louisiana will no longer offer remedial courses, requiring students who require remedial courses to attend a two-year college for remediation.

Average ACT Composite Scores

Most students who enroll in a Louisiana college or university take the ACT before graduating from high school. The ACT is designed to assess a student's general educational development in English, mathematics, reading, and science and provide an indication of a student's ability to complete college-level work. Scores range from 1-36.

Although the citywide average ACT composite score for all test-takers from the class of 2010 was 17.5, the average ACT composite score for New Orleans in-state first-time college freshmen was 18.6. This compares to a statewide first-time freshmen average ACT composite score of 23.1.

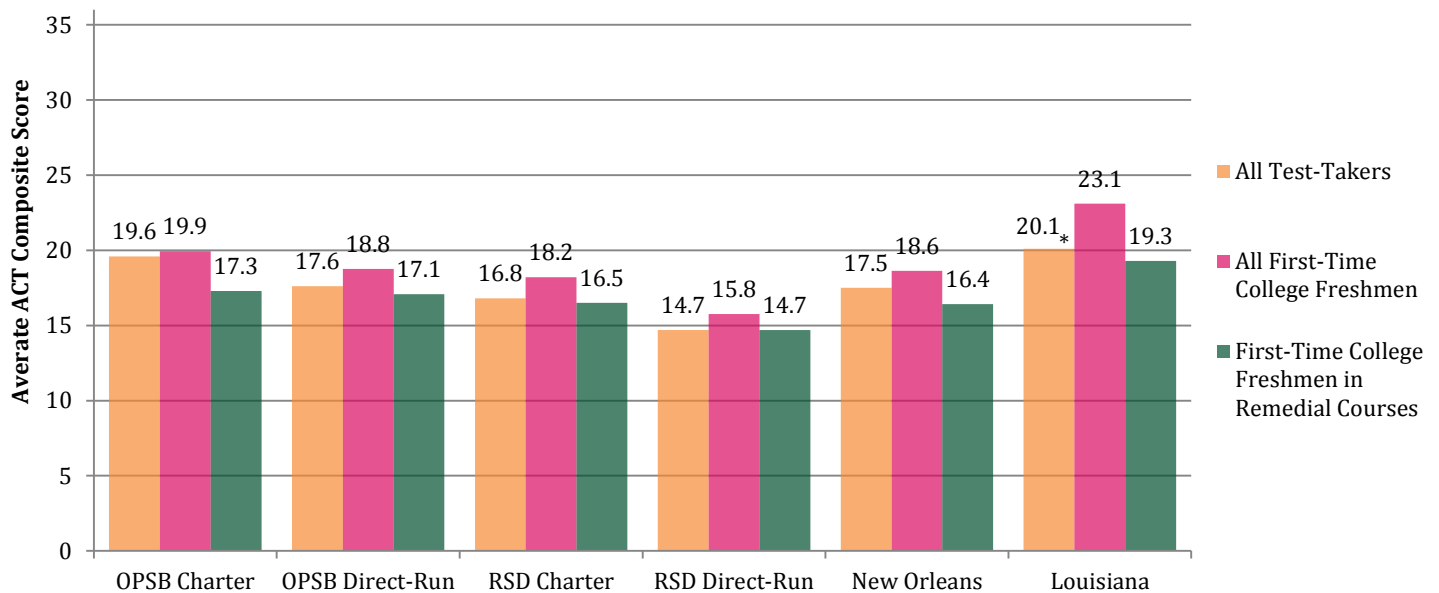
OPSB charter schools, some of which have selective admissions policies, had the highest average ACT composite score for their graduates enrolled at in-state colleges at 19.9, compared with 18.8 for students from OPSB direct-run schools, 18.2 for

students from RSD charter schools, and 15.8 for students from RSD direct-run schools.

Unsurprisingly, average ACT composite scores were lower for New Orleans first-time freshmen enrolled in one or more remedial course in 2010 compared with the average for all first-time freshmen. This is true for New Orleans as a whole (16.4 versus 18.6) as well as each school type. The state average ACT composite score for first-time freshmen enrolled in remedial courses is 18.

A minimum ACT score of 20 is required for a student to be eligible for the Taylor Opportunity Program for Students (TOPS) Opportunity Award, a state-funded scholarship that pays tuition and certain fees for Louisiana residents who attend an in-state four-year college. The TOPS Tech Award, which requires a minimum ACT score of 17, covers tuition for skill or occupation training at in-state two-year programs.

Figure 5: Average ACT Composite Scores, 2010



*Score includes both public and nonpublic school test-takers.
Source: Louisiana Department of Education, 2010 and 2011

Successful Completion of the First College Term

Overall, 77 percent of New Orleans public school graduates in 2010 who enrolled as full-time freshmen at an in-state college or university in the fall of 2010 were in good academic standing at the end of their first term. First-time college freshmen

who completed their first college term successfully are reported as being "in good academic standing," meaning they are not on academic probation according to their schools' requirements. The 2010 percentage represents a decrease from 2009 (83

percent) and is significantly lower than the 86 percent average for all 2010 public school graduates across Louisiana. The percentage of first-time college freshmen considered in good academic standing after their first term can indicate the extent to which graduates were prepared for college as well as the extent to which students were well-served and adequately supported by the college they attended.

The majority of schools and school types in New Orleans had rates of first-time college freshmen in good academic standing similar to the citywide average, with only a small handful of outliers. Benjamin Franklin High School, an OPSB charter school with selective admissions, had the highest rate at 94 percent, while O. Perry Walker Senior High

School, an RSD charter school, had the lowest rate at 50 percent.

The percentage of New Orleans first-time college freshmen in good academic standing in 2010 varied by the college attended. New Orleans college-goers at Delgado Community College were most successful, with 96 percent completing first term in good standing. First-time freshmen from New Orleans public schools were somewhat less likely to make it through the first semester at Dillard University (70 percent in good standing) and the University of New Orleans (79 percent in good standing). Southern University at New Orleans had the lowest percentage of New Orleans first-time freshmen in good standing, 44 percent.



The Scott S. Cowen Institute for Public Education Initiatives at Tulane University is an action oriented think tank that informs and advances research-based policy, legislative, and programmatic solutions to eliminate the challenges impeding the success of K-12 education in New Orleans and beyond.

Applied Research at the Cowen Institute

We serve as an objective voice to education leaders, policymakers, the media, and the public about what is taking place in public education in New Orleans—particularly in the areas of accountability, finance, facilities, and governance—by disseminating relevant data and research. This publication, and others released in the past, can be found at <http://education.tulane.edu>.

Scott S. Cowen Institute for Public Education Initiatives
Tulane University
200 Broadway Street, Suite 108
New Orleans, Louisiana 70118
504-274-3690
<http://education.tulane.edu>

Appendix

New Orleans Public Schools That Produced 2009-2010 Graduates and Fall 2010 First-Time College Freshmen (FTF)

School Name School Type	2009-10 High School Graduates	Fall 2010 FTF Students		FTF Remedial		FTF Good Standing	FTF Community College	FTF 4 Year College
		Percent	ACT Composite Score	Percent	ACT Composite Score	Percent	Percent	Percent
OPSB Charter	777	59%	19.9	43%	17.3	81%	24%	76%
Benjamin Franklin High School	118	56%	27.6	14%	26.9	94%	0%	100%
Edna Karr High School	194	62%	18.9	39%	17.3	78%	23%	78%
Lusher Charter School	103	59%	23.1	31%	21.5	77%	2%	98%
New Orleans Charter Science & Math High School	86	57%	18.0	61%	16.8	78%	31%	69%
Priestley School of Construction and Architecture	73	45%	15.8	73%	14.7	88%	61%	39%
Warren Easton Fundamental Senior High School	203	65%	17.3	53%	16.0	80%	35%	65%
OPSB Direct-Run	311	59%	18.8	47%	17.1	82%	37%	63%
McDonogh 35 Senior High School	176	60%	18.3	51%	16.7	77%	42%	58%
McMain Secondary School	135	59%	19.4	42%	17.7	89%	32%	68%
RSD Charter	390	42%	18.2	48%	16.5	58%	28%	72%
Algiers Technology Academy	73	42%	17.7	61%	16.2	87%	55%	45%
Oliver Perry Walker Senior High School	260	39%	18.5	42%	16.6	50%	22%	78%
Thurgood Marshall Early College High School	57	58%	17.8	58%	16.6	58%	24%	76%
RSD Direct-Run	693	28%	15.8	70%	14.7	76%	56%	44%
Frederick A. Douglass High School	70	19%	15.4	62%	13.7	62%	31%	69%
George W. Carver High School	54	24%	15.6	77%	15.0	69%	38%	62%
John McDonogh Senior High School	141	30%	14.5	74%	14.1	74%	57%	43%
Joseph S. Clark High School	59	37%	16.4	55%	15.0	68%	59%	41%
L. E. Rabouin Career Magnet High School	173	20%	15.6	77%	14.2	86%	71%	29%
Sarah T. Reed Senior High School	112	40%	16.4	71%	15.4	87%	56%	44%
Walter L. Cohen High School	84	30%	16.7	68%	15.3	68%	56%	48%
New Orleans	2,171	46%	18.6	50%	16.4	77%	33%	67%
Louisiana	35,958	48%	23.1	34%	19.3	86%	24%	76%

2010 First-Time College Freshmen (FTF) Remedial and Good Standing Rates by Public High School and College/University

School Name College/University	Total FTF	FTF Enrolled in One or More Remedial Courses	FTF Students in Good Standing at the End of First Semester
		Percent	Percent
Algiers Technology Academy	31	61%	87%
Delgado Community College	15	87%	100%
Dillard University	2	50%	100%
Louisiana State University/A&M - Baton Rouge	1	0%	0%
Nicholls State University	1	0%	100%
Nunez Community College	2	50%	100%
Southern University at Baton Rouge	1	0%	100%
Southern University at New Orleans	2	0%	100%
University of Louisiana at Lafayette	1	100%	100%
University of New Orleans	2	0%	100%
Xavier University	4	75%	25%
Benjamin Franklin High School	66	14%	94%
Dillard University	1	0%	100%
Louisiana State University/A&M - Baton Rouge	23	0%	96%
Loyola University New Orleans	9	100%	78%
Southeastern Louisiana University	3	0%	100%
Tulane University	14	0%	100%
University of Louisiana at Lafayette	3	0%	100%
University of New Orleans	9	0%	100%
Xavier University	4	0%	75%
Edna Karr High School	120	39%	78%
Baton Rouge Community College	1	0%	0%
Delgado Community College	26	85%	92%
Dillard University	9	44%	78%
Grambling State University	1	100%	100%
Louisiana State University/A&M - Baton Rouge	6	0%	83%
Loyola University New Orleans	4	100%	100%
Nicholls State University	9	0%	67%
Northwestern State University of Louisiana	1	0%	100%
Southeastern Louisiana University	8	25%	75%
Southern University at Baton Rouge	10	0%	70%
Southern University at New Orleans	14	43%	64%
Tulane University	3	0%	100%
University of Louisiana at Lafayette	8	50%	88%
University of Louisiana at Monroe	2	50%	50%
University of New Orleans	8	38%	75%
Xavier University	10	0%	60%
Frederick A. Douglass High School	13	62%	62%
Delgado Community College	4	100%	100%
Dillard University	3	33%	0%

School Name College/University	Total FTF	FTF Enrolled in One or More Remedial Courses	FTF Students in Good Standing at the End of First Semester
		Percent	Percent
Southern University at New Orleans	6	50%	67%
George W. Carver High School	13	77%	69%
Delgado Community College	4	100%	100%
Dillard University	3	33%	33%
Nunez Community College	1	100%	100%
Southern University at New Orleans	4	75%	50%
Xavier University	1	100%	100%
John McDonogh Senior High School	42	74%	74%
Delgado Community College	22	100%	91%
Louisiana College	1	0%	100%
Nunez Community College	2	100%	100%
Southern University at Baton Rouge	1	0%	100%
Southern University at New Orleans	9	33%	67%
University of New Orleans	3	33%	33%
Xavier University	4	75%	0%
Joseph S. Clark High School	22	55%	68%
Delgado Community College	12	83%	100%
Dillard University	4	0%	50%
Nunez Community College	1	100%	100%
Southern University at Baton Rouge	1	0%	0%
Southern University at New Orleans	3	33%	0%
University of Louisiana at Lafayette	1	0%	0%
L. E. Rabouin Career Magnet High School	35	77%	86%
Delgado Community College	25	96%	96%
Dillard University	3	33%	100%
Southeastern Louisiana University	1	0%	0%
Southern University at New Orleans	4	25%	50%
University of New Orleans	1	100%	100%
Xavier University	1	0%	0%
Lusher Charter School	61	31%	77%
Delgado Community College	1	100%	0%
Louisiana State University/A&M - Baton Rouge	15	0%	100%
Loyola University New Orleans	12	100%	75%
McNeese State University	1	0%	100%
Nicholls State University	4	0%	75%
Southeastern Louisiana University	3	67%	67%
Tulane University	2	0%	100%
University of Louisiana at Lafayette	6	33%	67%
University of Louisiana at Monroe	1	0%	0%
University of New Orleans	13	15%	62%
Xavier University	3	0%	100%
McDonogh 35 Senior High School	106	51%	77%

School Name College/University	Total FTF	FTF Enrolled in One or More Remedial Courses	FTF Students in Good Standing at the End of First Semester
		Percent	Percent
Baton Rouge Community College	1	100%	100%
Delgado Community College	43	81%	95%
Dillard University	14	43%	64%
Louisiana State University/A&M - Baton Rouge	3	0%	100%
Louisiana Tech University	1	0%	0%
Loyola University New Orleans	3	100%	67%
McNeese State University	1	100%	100%
Nicholls State University	2	0%	0%
Northwestern State University of Louisiana	1	100%	100%
South Louisiana Community College	1	0%	0%
Southeastern Louisiana University	3	33%	67%
Southern University at Baton Rouge	10	0%	60%
Southern University at New Orleans	7	43%	57%
Tulane University	1	0%	100%
University of Louisiana at Lafayette	3	33%	67%
University of New Orleans	4	25%	75%
Xavier University	9	11%	67%
McMain Secondary School	79	42%	89%
Delgado Community College	24	75%	96%
Dillard University	6	33%	83%
Grambling State University	1	0%	100%
Louisiana State University/A&M - Baton Rouge	7	0%	100%
Loyola University New Orleans	3	100%	100%
Nicholls State University	1	0%	0%
Northwestern State University of Louisiana	2	50%	100%
Nunez Community College	1	100%	100%
Southeastern Louisiana University	1	100%	100%
Southern University at Baton Rouge	2	0%	50%
Southern University at New Orleans	2	0%	50%
University of Louisiana at Lafayette	5	40%	60%
University of New Orleans	15	27%	93%
Xavier University	9	11%	89%
New Orleans Charter Science and Math High School	49	61%	78%
Delgado Community College	14	100%	93%
Dillard University	8	50%	63%
Louisiana State University/A&M - Baton Rouge	3	0%	100%
Louisiana Tech University	4	25%	100%
Loyola University New Orleans	2	100%	50%
Nunez Community College	1	0%	100%
Southeastern Louisiana University	5	60%	60%
Southern University at New Orleans	3	0%	67%
University of Louisiana at Lafayette	4	50%	75%

School Name College/University	Total FTF	FTF Enrolled in One or More Remedial Courses	FTF Students in Good Standing at the End of First Semester
		Percent	Percent
University of New Orleans	4	75%	75%
Xavier University	1	100%	0%
Oliver Perry Walker Senior High School	101	42%	50%
Bossier Parish Community College	1	100%	0%
Delgado Community College	21	81%	100%
Dillard University	15	7%	73%
Grambling State University	7	43%	71%
Loyola University New Orleans	1	100%	100%
Nicholls State University	1	0%	100%
Southeastern Louisiana University	3	67%	67%
Southern University at Baton Rouge	19	5%	21%
Southern University at New Orleans	28	46%	11%
University of Louisiana at Lafayette	1	100%	100%
University of New Orleans	1	0%	0%
Xavier University	3	67%	33%
Priestley School of Architecture and Construction	33	73%	88%
Delgado Community College	19	95%	100%
Dillard University	2	50%	100%
Grambling State University	1	0%	0%
Louisiana State University/A&M - Baton Rouge	2	0%	100%
Nunez Community College	1	100%	100%
Southern University at New Orleans	6	50%	67%
University of Louisiana at Lafayette	2	50%	50%
Sarah T. Reed Senior High School	45	71%	87%
Delgado Community College	23	91%	100%
Dillard University	1	0%	100%
Grambling State University	1	100%	100%
Nicholls State University	1	0%	0%
Nunez Community College	2	100%	100%
Southeastern Louisiana University	1	100%	100%
Southern University at Baton Rouge	2	0%	0%
Southern University at New Orleans	6	50%	50%
University of Louisiana at Lafayette	1	100%	100%
University of New Orleans	5	20%	100%
Xavier University	2	100%	100%
Thurgood Marshall Early College High School	33	58%	58%
Delgado Community College	7	100%	100%
Dillard University	1	100%	100%
Grambling State University	1	0%	100%
Nicholls State University	1	0%	0%
Northwestern State University of Louisiana	1	0%	0%
Nunez Community College	1	100%	100%

School Name College/University	Total FTF	FTF Enrolled in One or More Remedial Courses	FTF Students in Good Standing at the End of First Semester
		Percent	Percent
Southeastern Louisiana University	3	33%	67%
Southern University at New Orleans	8	50%	13%
University of New Orleans	3	33%	67%
Xavier University	7	57%	57%
Walter L. Cohen High School	25	68%	68%
Bossier Parish Community College	1	0%	0%
Delgado Community College	13	92%	92%
Dillard University	5	20%	20%
Southeastern Louisiana University	1	0%	100%
Southern University at New Orleans	1	100%	0%
Southern University at Shreveport	1	100%	100%
University of Louisiana at Lafayette	3	33%	100%
Xavier University	1	100%	0%
Warren Easton Fundamental Senior High School	132	53%	80%
Baton Rouge Community College	1	100%	100%
Bossier Parish Community College	1	100%	100%
Delgado Community College	44	91%	98%
Dillard University	24	21%	83%
Louisiana State University - Shreveport	1	0%	100%
Louisiana State University/A&M - Baton Rouge	3	0%	33%
Loyola University New Orleans	1	100%	100%
McNeese State University	1	100%	0%
Nicholls State University	3	0%	100%
Northwestern State University of Louisiana	4	50%	100%
Southeastern Louisiana University	4	75%	75%
Southern University at Baton Rouge	10	20%	30%
Southern University at New Orleans	8	25%	75%
Southern University at Shreveport	1	100%	100%
University of Louisiana at Lafayette	3	0%	100%
University of Louisiana at Monroe	2	50%	100%
University of New Orleans	8	38%	75%
Xavier University	13	54%	54%